


ITEM NO.	PART NUMBER	DESCRIPTION	QTY.
1	A19304-2	SCR, PAN, PHILIP, #4-40 X 0.375", SST	2
2	B29331	32 POSITION RCVR POWER BLOCK	1
3	HC93B	HIGH CURRENT PROBE	32
4	SR93-1	HIGH CURRENT SOCKET	32

REV.	DESCRIPTION	DFT	DATE	ECR NO.
A	INITIAL RELEASE	HARI	12/11/14	5357
AB	ADDED SOCKET HEIGHT INSTRUCTION	D.HERNANDEZ	8/26/2016	5357
BA	CHANGED THE SOCKET HEIGHT INSTRUCTION AND ADDED THE PIN ORIENTATION INSTRUCTION	D. HERNANDEZ	10/20/2016	5357

△ BA All the sockets must have the same orientation

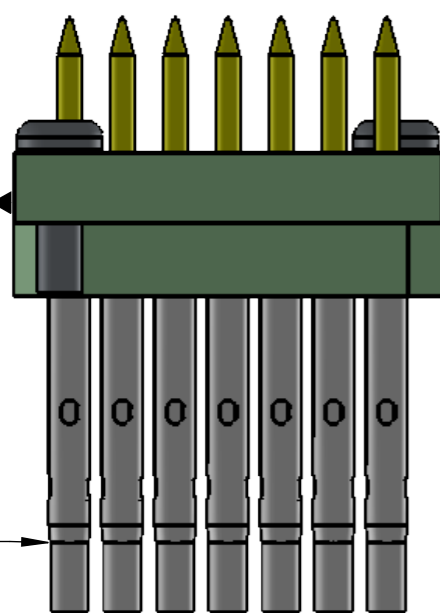
△ BA △ AB SOCKET HEIGHT 0.0 mm



DETAIL A
SCALE 4 : 1

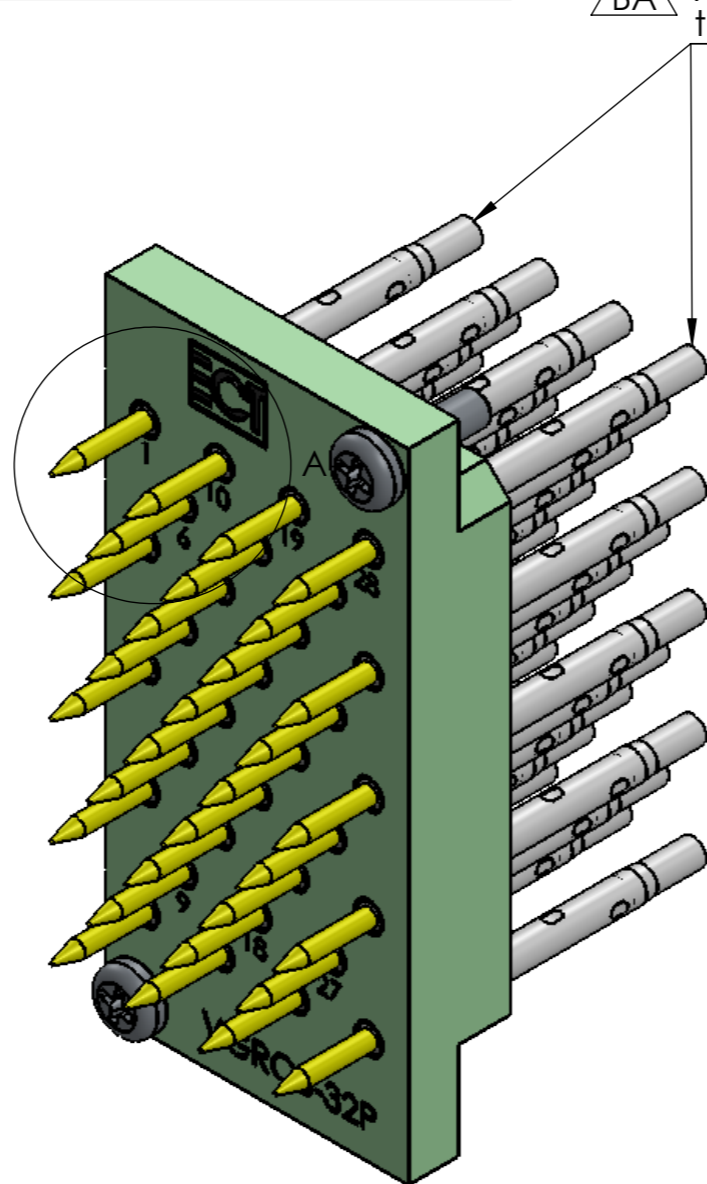
△ BA

A



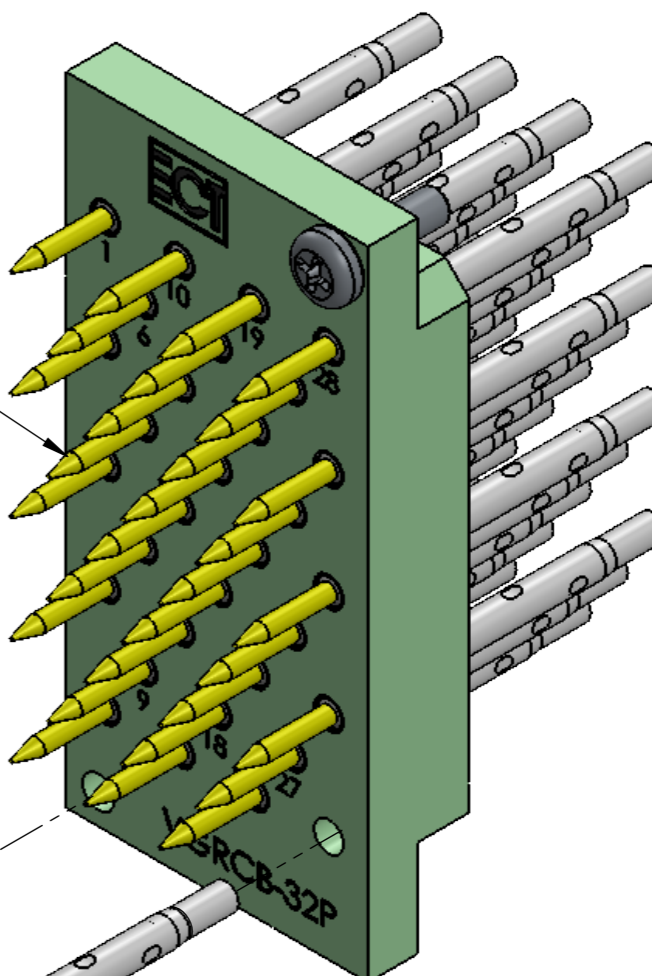
// +0.5°

- PLEASE NOTE:**
- DIMENSIONAL LIMITS APPLY AFTER TREATMENT.**
 - REMOVE ALL SHARP EDGES.**
 -



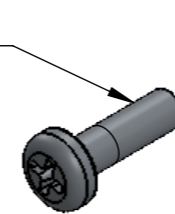
1

2



3

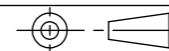
4



THIS DOCUMENT IS THE PROPERTY OF, AND CONTAINS INFORMATION PROPRIETARY TO **EVERETT CHARLES TECHNOLOGIES**. IT IS TO BE RETURNED UPON REQUEST. REPRODUCTION BY ANY MEANS, DISCLOSURE OR USE OF ITS CONTENTS FOR WHICH IT IS LOANED, WITHOUT WRITTEN CONSENT OF EVERETT CHARLES TECHNOLOGIES IS STRICTLY PROHIBITED.

- UNLESS OTHERWISE SPECIFIED:
- DIMENSIONS ARE IN INCHES
 - DEBURR ALL SHARP EDGES: .01 x 45°
 - DO NOT SCALE DRAWING
 - TOLERANCES: .ANGLES ± 0.5°
.XX ± 0.02
.XXX ± 0.005
.XXXX ± 0.0005
 - MACHINING REQUIRED:

PROJECTION:



DRAWN BY:

HARI

ENGR APVD

MATERIAL

TREATMENT



TITLE

A (RI) VGRCB-32P

SIZE

A4

SCALE

DOCUMENT NUMBER

687_AB

SHEET

1 OF 1

REV

BA

QTY: REFER TO BOM